

# INFORMATION FOR PARENTS AND GUARDIANS

## MILE

**Saturday 26 April**

### Key information

- Start pens are located at Horse Guards Parade
- Every participant must wear their bib number and wristband
- Complete the contact and medical information on the back of the bib and the wristband
- Each participant has a tear-off strip on their bib. **This must be removed and kept by the parent/guardian, who will be required to show it to access the collection pens**
- Only adults with 'Accompanying Adult' bibs can take part. **They must keep the tear-off strip/s belonging to their participant/s**

### Participant Collection Points East and West

- The collection pens are located on The Mall. Access from either the East or West Collection Point. To avoid overcrowding, only one parent/guardian per participant may access the collection pens from either of the points shown on the map
- Tear-off strip must be shown to gain access
- The colour and shape on each participant bib represents their collection pen at the finish

**Wave number: Start time: Year groups:**

22	12:25	Rec- Y7
23	12:35	Rec- Y7
24	12:45	Rec- Y7
25	12:55	Rec- Y7
26	13:05	Rec- Y7
27	13:15	Rec- Y7
28	13:25	Rec- Y7
29	13:35	Rec- Y7
30	13:45	Rec- Y7
31	13:55	Rec- Y7
32	14:05	Rec- Y7
33	14:15	Rec- Y7
34	14:25	Rec- Y7
35	14:35	Rec- Y7
36	14:45	Rec- Y7
37	14:55	Rec- Y7
38	15:05	Rec- Y7
39	15:05	Rec- Y7
40	15:25	Rec- Y7
41	15:35	Rec- Y7


### IMPORTANT:

Tear off the strip from the side of the running bib to access the collection point at Marlborough Gate - see route map. Here, you'll find your child's collection pen colour and shape.














### WHERE TO WATCH?

Once participants are dropped at the Start Pen there may not be enough time for the adult collecting them to watch on route. Instead, they can head to the Fan Zone where the Finish Line is live-streamed, while any other supporters can watch from the Grandstand, as shown on the map.



# ONE MILE ROUTE

- KEY**
-  Toilets
  -  Info tent
  -  Medical point
  -  Sensory Calm Tent
  -  Parent/Child Tent
  -  Multi-Faith Prayer Tent
  -  Participant Collection Pens
  -  Walking route to Participant Collection Point
  -  Crossing point
  -  Penned area/no route viewing access
  -  No access

